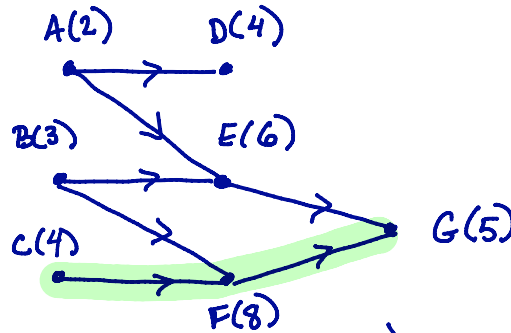


Goal: Learn how to construct a schedule, given a priority list and document your thinking. Learn strategies for making a priority list.

1. Create an associated digraph. Find a critical path and critical time.

label/task	time	dependence
A	2	
B	3	
C	4	
D	4	A
E	6	A,B
F	8	B,C
G	5	E,F



critical path: C F G (found by inspection)

critical time: $4 + 8 + 5 = 17$

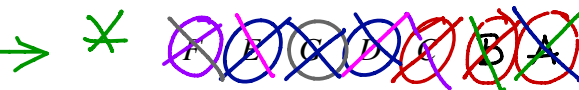
2. Construct a schedule with two processors using the priority list below.

Notation

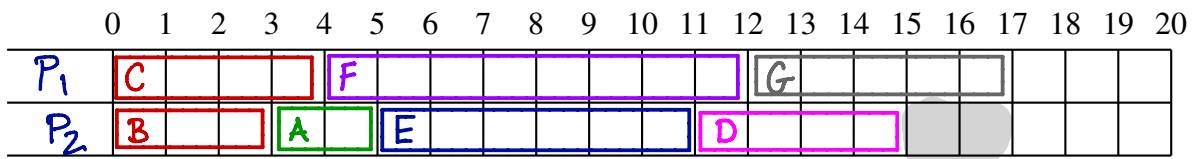
O = ready

/ = started

\ = finished



time	0	3	4	5	11	12	15	17
done		B	C	A	E	F	D	G done
ready	<u>C</u> B A	A	F	<u>E</u> D	D	G		



How long did this schedule take? 17

Is this the best possible? Yes. B/c critical time is 17 ← idle time

How much idle time was there? 2

3. Decreasing Time Algorithm

- List tasks in order from longest to shortest.
- Prioritize according to this list.

* Go back and observe that the vertices were listed in decreasing order.